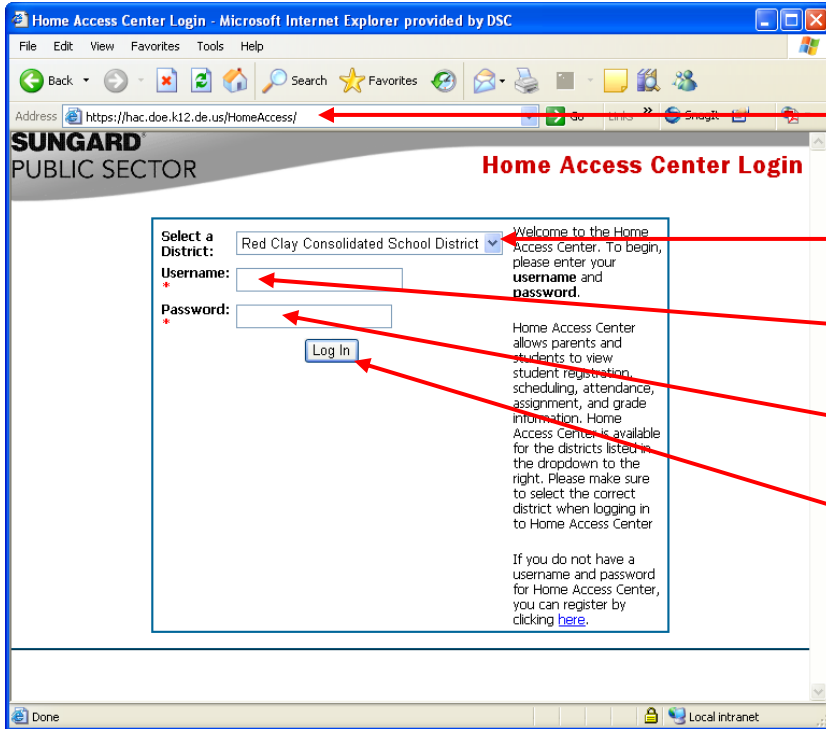




This letter provides important information about the eSchoolPLUS Home Access Center (HAC). Please store this information in a safe place for future reference. This is a guide to assist you in accessing the HAC. To view the complete manual, go to the district website and click the Students and Parents tab, then Home Access Center .

Home Access Center For Parents/Guardians



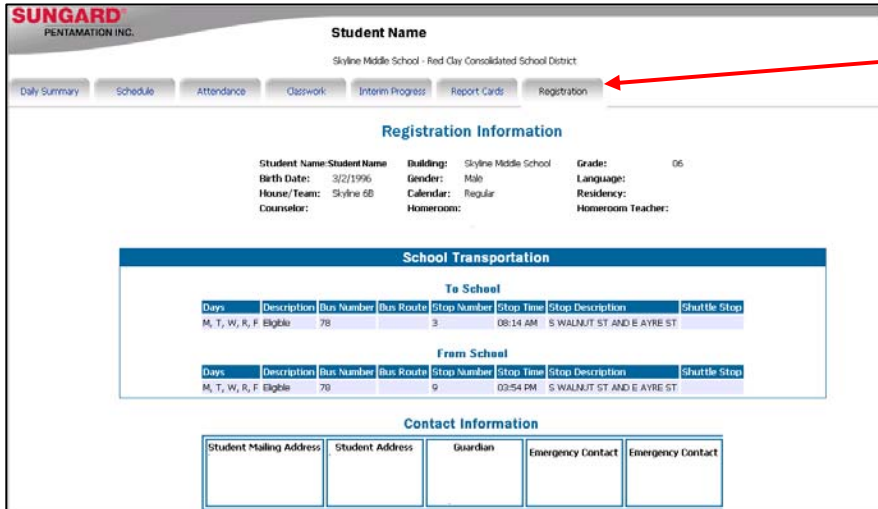
Start your internet browser (i.e. IE, FireFox etc.)

From the address bar type

- <https://hac.doe.k12.de.us/HomeAccess/>

From the Home Access Center Login


- Click the down arrow and select Red Clay Consolidated School District from the list
- Click in the Username field and type your username
- Click in the Password field and type your password
- Click the Log In button



View the following information for your Child by clicking on the respective tab:

- Daily Summary
- Schedule
- Attendance
- Class Work
- Interim Progress
- Report Cards
- Registration

Note: If you have more than one child in the district, you will first select the student's name from a list.

If you want ...	Then do this ...
To e-mail the Teacher	Click either the Daily Summary, Schedule, Interim Progress or Report Cards tab and click the Teacher's Name which is a link to send an e-mail
To view a note from the Teacher	Click either the Daily Summary or Schedule tab and click the  icon beside the Course
To view absence detail for a coded date	Click the Attendance tab and position your mouse over the date to view the absence codes for each period
To view the student's work for a class	Click the Classwork tab, you may scroll down to view classwork for a specific course