

Home Access Center and Family Mobile Application

The **Home Access Center** (HAC) website and the **eSchoolPLUS Family App** allows parents and students to view student transportation, registration, scheduling, attendance, assignment, and grade information. These applications are available for parents and students and use the same login information.

Due to recent changes within the application, all users are initially provided with an access code. Once the access code has been updated with a password, users may log into either application using their password.

The following pages will assist you in converting your access code to a password and what steps to take should you forget your user name or password.

Contents

Creating Your Account with an Access Code	2
Login with a Password	4
Forgot My User Name or Password	5

Creating Your Account with an Access Code

This is the first Welcome screen you will see.

You do not yet have a password, you need to create one by logging in with your access code. To log in with your access code select the ["Click Here to Register with Access Code"](#) link.

Welcome to
Home Access Center

Home Access Center allows parents and students to view student registration, scheduling, attendance, assignment, and grade information. Home Access Center is available for the districts listed in the dropdown to the right. Please make sure to select the correct district when logging in to Home Access Center V4x

Select a District
Red Clay Consolidated School District

User Name

Password

[Forgot My User Name or Password](#)
[Click Here to Register with Access Code](#)

Sign In

Another Welcome screens appears:

Select a District: Use the drop-down arrow to select Red Clay Consolidated School District.

Access Code: Enter the Access Code provided.

Student Birthdate:

- Guardians: Enter the date of birth for one student currently attending a Red Clay School.
- Students: Enter your date of birth.

Sign In: Click this button to move to the next step.

Welcome to
Home Access Center

Home Access Center allows parents and students to view student registration, scheduling, attendance, assignment, and grade information. Home Access Center is available for the districts listed in the dropdown to the right. Please make sure to select the correct district when logging in to Home Access Center V4x

Select a District
Red Clay Consolidated School District

Access Code
Enter the Access Code Provided

Student Birthdate
Enter the date of birth for one child currently participating in a Red Clay School

Sign In

The My Account screen will appear.

Step 1: Change Password:

You will need to change your password. Keep in mind:

- Must be a minimum of 8 characters in length
- Passwords are case sensitive

Step 2: Identify Challenge Questions

Identify two Challenge Questions and the answers to these questions.

*Note: If Challenge questions and answers have already been determined, the answer field will display this message: **An answer has been defined for this question. To change it, enter a new answer.***

Challenge Questions are used when the Forgot My User Name or Password link is selected from the Welcome screen.

Step 3: Click Continue to Home Access Center button

My Account

Name: Guardian Test
Address: 123 Main ST
Wilmington, DE 19804
Logged in as: Guardian.Test
Email Address: @gmail.com
Last Login: 8/11/2020 8:56:25 AM

Change Password 1

User Name:* Guardian.Test
New Password:*
Confirm New Password:*

Enter a new password. Things to keep in mind:
* Must be a minimum of 8 characters in length
* Passwords are case sensitive

Challenge Questions 2

Challenge Questions are to assist you.
These questions will appear when Forgot Password is selected.
Compose 2 challenge questions and provide appropriate answers. Be sure to complete the below fields with your questions and answers.

Questions	Answers
Type first question here.	Type the answer to question one here.
Type a second question here.	Type the answer to question two here.

Continue to Home Access Center 3

You have now successfully changed your access code to a password. From this point forward when you open HAC or the Family Mobile Application you will follow the steps identified in this document under Login in with a Password.

If you should forget your user name or password you will follow the steps identified in this document under the Forgot My User Name or Password.

For questions please contact the school office.

Login with a Password

At this time you will be taken back to the Welcome screen to log in with your new password:

Select a District: Use the drop-down arrow to select Red Clay Consolidated School District.

User Name: Enter your user name.

Password: Enter your password.

*If you cannot remember your user name or password please follow the steps identified in this document under the Forgot My User Name or Password.

Sign In: Click this button to move to the next step.

Welcome to Home Access Center

Home Access Center allows parents and students to view student registration, scheduling, attendance, assignment, and grade information. Home Access Center is available for the districts listed in the dropdown to the right. Please make sure to select the correct district when logging in to Home Access Center V4x

Select a District **Select Red Clay Consolidated School District**

Red Clay Consolidated School District

User Name

Type your user name here

Password





Type your password here

[Forgot My User Name or Password](#)

[Click Here to Register with Access Code](#)

Sign In

Once in the application you can:

HAC Quick Tips			
Attendance  Attendance	Displays a month-view of the student's attendance with detailed information on absence.	Grades  Grades	Displays information from the student's most recent report card, interims, & test scores.
Classes  Classes	Displays scores for the Gradebook assignments.	Registration  Registration	Displays the student's basic demographic information, including date of birth, gender, grade, building, and transportation.

Forgot My User Name or Password

Welcome to



Home Access Center allows parents and students to view student registration, scheduling, attendance, assignment, and grade information. Home Access Center is available for the districts listed in the dropdown to the right. Please make sure to select the correct district when logging in to Home Access Center V4x

Select a District

Red Clay Consolidated School District ▼

User Name

Password

[Forgot My User Name or Password](#)
[Click Here to Register with Access Code](#)

Sign In

Can't remember your user name or password. Click the "Forgot My User Name or Password" link.

When this link is selected you will be prompted for the following information:

Select a District: Use the drop-down arrow to select Red Clay Consolidated School District.

Enter User Name or Password: Select the radio button for either your user name or an email address. Identify the information for the selection.

Submit: Click the Submit button.

A screenshot of the 'Forgot User Name Or Password' form. At the top, it says 'Forgot User Name Or Password' in bold. Below that is a dropdown menu for 'Select a District:' with 'Red Clay Consolidated School' selected. A message says 'Please enter either your User Name or Email Address'. There are two radio buttons: 'User Name:' (which is selected) and 'Email Address:'. Below the radio buttons are two input fields. At the bottom is a 'Submit' button.

You will be sent an email to the email address on file at the school. In the email will be a link. Once the link is selected you will be prompted with a Challenge Question you previously created. Identify the answer to gain access to HAC and update your password.

Note: Guardians, if you do not get an email, contact your child's school to update your email address on file.